

sapa:

buildingsystem

ARCHITECTURAL ALUMINIUM SOLUTIONS

CROWN

Sliding Folding Door





UP TO 3 METRES HIGH

EXTEND YOUR LIVING SPACE

Open up your home with an aluminium sliding folding door. It's a great way to bring your living space and garden together, opening up wonderful new possibilities to make the most of your home.

Enjoy a summer barbecue, or just relax and enjoy the view. And then, as the nights draw in, the high levels of insulation and security will keep everything comfortable and safe indoors. Our versatile mixture of hinged and folding leaves is designed to give you perfect control over the way that you use the door.

Crown sliding folding doors feature advanced technology – combining the structural integrity of aluminium with a high performance polyamide thermal break, keeping you insulated from the elements.

With the possibility of having doors of up to three metres in height, the Crown Sliding Folding door can open up your home to bring the outside in.




SEAMLESS CONTINUOUS HINGE

The Crown Sliding Folding door has an innovative continuous hinge for a minimalist appearance. No more unsightly or bulky hinges to ruin the elegant sight line.

The continuous hinge also lets the door to be operated with minimal effort by allowing the door to fold and slide easily.

By adding a Crown Sliding Folding door you can add a contemporary touch to your home.



Aluminium: For sustainability and the environment

Aluminium is the perfect eco-friendly material. It is strong, lightweight and does not rust.

Sapa Building System durable materials and powder coating retain their performance throughout their lifespan. From an environmental point of view, it is a perfect material: it is recyclable infinitely without degradation or loss of its physical properties.





TAILOR MADE FOR YOUR HOME

The Crown Sliding Folding Door can be tailored to fit almost any space, size, or arrangement to suite your needs and style.

Make a design statement

New doors can completely change the feel of your home and with the ability to tailor them with different colours and choices of handles, you can ensure that you can create your own style.

The Crown sliding Folding Door can have different colours for both inside and out so that you can make a bold statement on the outside and keep it neutral on the inside to coordinate with the interiors.

The versatile mixture of hinged and folding leaves is designed to give you perfect control over the way that you use the door.



SAFE AND SECURE

Safety and security are extremely important when choosing new windows and doors to ensure that the things that are most important to you are protected. We take this seriously by making sure that our windows and doors meet the highest security standards possible.

The Crown Sliding Folding Door is no exception to this with the security features such as multi point lock designed specifically for doors - as opposed to 'window' hardware utilised on some doors of this type. This allows the Crown Sliding Folding Door to not only be securely locked but also used as a main entry or exit which can be opened from both inside and outside.

The door features a unique minimalist handle which throws shoot-bolts into position with one easy action and provides an indicator that the shoot bolts are in place. In addition, the handle is key lockable for added security and peace of mind.

These security features coupled with the inherent strength of aluminium makes the Crown Sliding Folding Door the truly secure choice for your home.





ELEGANTLY PRACTICAL

Life is busy and the Crown Sliding Folding Door has many practical features that will fit into the busiest lifestyle without compromising on style:

- An optional low threshold is available for ease of access and for a streamlined transition from inside to outside.
- With a finish that is a high performance, non-fading, hard and durable coating that is baked onto the frames, the door needs only an occasional wipe down to stay looking as good as new.
- We only use the highest quality materials, fixtures and fittings within our windows and doors so that you can be assured of the very best.
- Aluminium construction will not deteriorate or warp over time offering reliability that can be depended on for years to come.



The Crown Sliding Folding Door uses Easy-glide stainless steel wheels and track for ease of movement and smooth operation



COLOURS AND FINISHES

As well as our 'standard' range, we have a superb collection of over 300 premium colours for you to consider.

From neutral tones to metallic finishes, you can opt for the same colour throughout, or choose different colours for the inside and outside of your window and door frames to create the perfect, individual and stylish look.

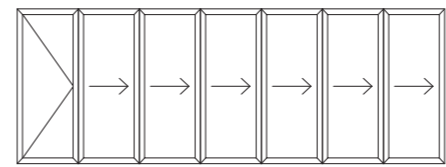
Whatever your colour preference, you will enjoy the benefits of one of the most durable finishes available for windows and doors. The low maintenance of our window and door finish means it will need only an occasional wipe down with soapy water to keep it looking as good as new.

CONFIGURATION OPTIONS

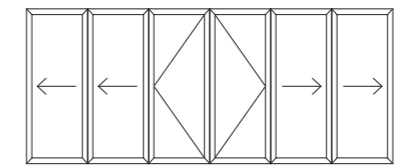
One of the main advantages of the Crown Sliding Folding Door is its versatility. The door offers a total of 44 different configurations. Whatever your situation, there will inevitably be a perfect solution to meet your needs:

The Crown sliding folding door is available in 2, 3, 4, 5, 6 and 7 pane options

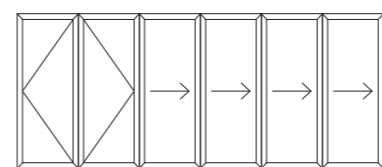
Configurations with hinged door



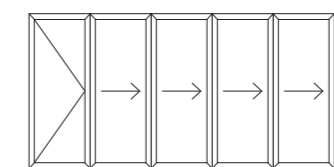
7 panes
7 sliding 0 swing



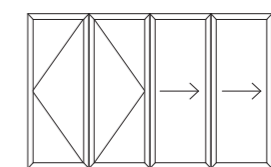
6 panes
3 + 3 sliding 0 swing



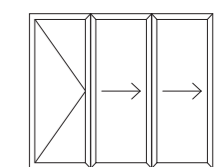
6 panes
5 sliding 1 swing



5 panes
5 sliding 0 swing

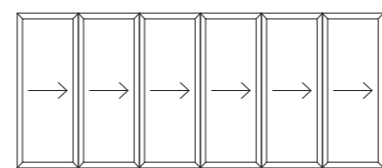


4 panes
3 sliding 1 swing

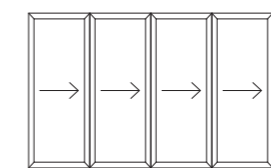


3 panes
3 sliding 0 swing

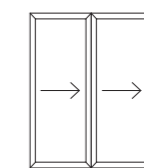
Configurations with all sliding doors



6 panes
6 sliding 0 swing



4 panes
4 sliding 0 swing



2 panes
2 sliding 0 swing

Dim. 6426mm X 3000mm* (L x H)

Dim. 1000mm per pane (W)

Max 100kg per pane

Max 28mm

Depth of Frame 75mm

- Choose between 2 and 7 leaves
- 44 different configurations options
- Internal or external door opening
- Slide to the left or right possible
- Low threshold available

*6426mm is the maximum width due to bar length availability

sapa:

buildingsystem

ARCHITECTURAL ALUMINIUM SOLUTIONS

Sapa Building Systems Ltd is a member of the worldwide Sapa Group, which has over 23,500 employees, in more than 40 countries across the globe. The core business is the development and distribution of aluminium profile systems. Sapa Building System aims for well-developed systems and project solutions, offering a tangible added value to fabricators, architects, investors and home-owners.

WINDOWS AND DOORS

SLIDING SYSTEMS

CURTAIN WALLS

BUILDING INTEGRATED PHOTOVOLTAICS

YOUR SAPA BUILDING SYSTEM CONSTRUCTOR

SAPA BUILDING SYSTEMS LTD
Severn Drive, Tewkesbury, Gloucestershire. GL20 8SF | T 01684 853500
The Building Centre, 26 Store Street, London. WC1E 7BT | T 0207 636 4186
info@sapabuildingsystems.co.uk | www.sapabuildingsystems.co.uk



C5240 0415